

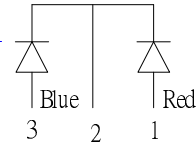
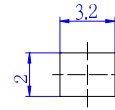
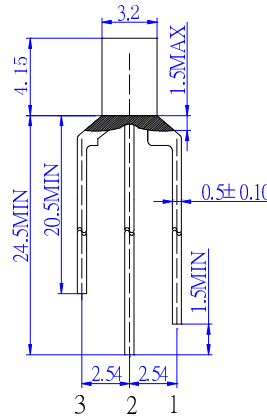
**■Features**

- High Luminous LEDs
- 2x3x4mm Rectangular Standard Directivity
- UV Resistant Epoxy
- Water Clear Type

**■Applications**

- Toys
- Games
- Audio
- Other Lighting

**■Outline Dimension**



2. Common Cathode  
1,3. Anode

Unit:mm  
Tolerance:±0.20mm  
unless otherwise noted

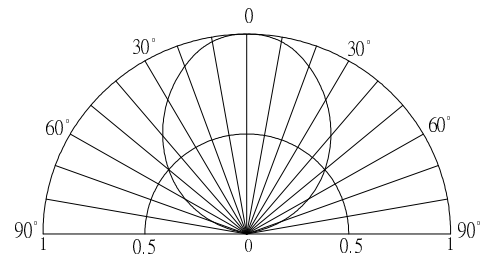
**■Absolute Maximum Rating**

(Ta=25°C)

Item	Symbol	Value		Unit
		Red	Blue	
DC Forward Current	I <sub>F</sub>	30	30	mA
Pulse Forward Current*	I <sub>FP</sub>	100	100	mA
Reverse Voltage	V <sub>R</sub>	5	5	V
Power Dissipation	P <sub>D</sub>	78	108	mW
Operating Temperature	T <sub>opr</sub>	-30~ +85		°C
Storage Temperature	T <sub>stg</sub>	-40 ~ +100		°C
Lead Soldering Temperature	T <sub>sol</sub>	260°C/5sec		-

\*Pulse width Max.10ms Duty ratio max 1/10

**■Directivity**



**■Electrical -Optical Characteristics**

(Ta=25°C)

Item	Symbol	Condition	Min.	Typ.	Max.	Unit
DC Forward Voltage	V <sub>F</sub> (Red)	I <sub>F</sub> =20mA	1.8	2.1	2.6	V
DC Forward Voltage	V <sub>F</sub> (Blue)	I <sub>F</sub> =20mA	2.8	3.1	3.6	V
DC Reverse Current	I <sub>R</sub>	V <sub>R</sub> =5V	-	-	10	μA
Domi. Wavelength*	λ <sub>D</sub> (Red)	I <sub>F</sub> =20mA	620	625	630	nm
	λ <sub>D</sub> (Blue)	I <sub>F</sub> =20mA	465	470	475	nm
Luminous Intensity*	I <sub>v</sub> (Red)	I <sub>F</sub> =20mA	500	750	-	mcd
	I <sub>v</sub> (Blue)	I <sub>F</sub> =20mA	330	500	-	mcd
50% Power Angle	2θ <sub>1/2</sub>	I <sub>F</sub> =20mA	-	100	-	deg

\*1 Tolerance of measurements of dominant wavelength is ±1nm

\*2 Tolerance of measurements of luminous intensity is ±15%

\*3 Tolerance of measurements of forward voltage is ±0.1V