




ATTENTION
OBSERVE PRECAUTIONS
FOR HANDLING
ELECTROSTATIC
DISCHARGE
SENSITIVE
DEVICES

HL-PSC-2012H238W

WHITE



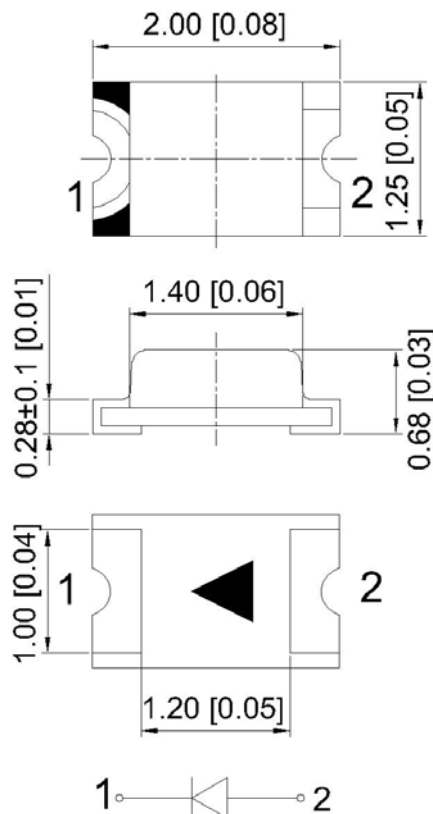
Features

- 2.0mmX1.25mm SMT LED, 0.68mm THICKNESS.
- LOW POWER CONSUMPTION.
- WIDE VIEWING ANGLE.
- IDEAL FOR BACKLIGHT AND INDICATOR.
- VARIOUS COLORS AND LENS TYPES AVAILABLE.
- PACKAGE: 3000PCS / REEL .

Description

The White source color devices are made with InGaN on substrate Light Emitting Diode.

Package Dimensions



Notes:

1. All dimension units are millimeters.
2. All dimension tolerance is ± 0.2 mm unless otherwise noted.
3. An epoxy meniscus may extend about 1.5mm down the leads.

Selection Guide

Part No.	Dice	Lens Type	Iv (mcd) @ 20mA		Viewing Angle
			Min.	Typ.	θ1/2
HL-PSC-2012H238W	WHITE (InGaN)	Yellow Diffused	780	1200	120°

Note:

1. θ1/2 is the angle from optical centerline where the luminous intensity is 1/2 the optical centerline value.

Electrical / Optical Characteristics at TA=25°C

Symbol	Parameter	Device	Min.	Typ.	Units	Test Conditions
V _F	Forward Voltage	White	3.0	3.2	V	I _F =20mA
I _R	Reverse Current	White		5	uA	V _R = 5V
X	Chromaticity Coordinates	White		0.30		
Y				0.31		
C	Capacitance	White		100	pF	V _F =0V;f=1MHz

Absolute Maximum Ratings at TA=25°C

Parameter	White	Units
Power dissipation	114	mW
DC Forward Current	30	mA
Peak Forward Current [1]	150	mA
Reverse Voltage	5	V
Operating/Storage Temperature	-40°C To +85°C	

Note:

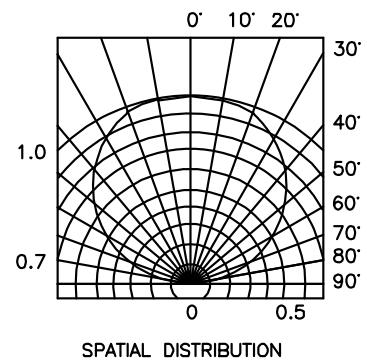
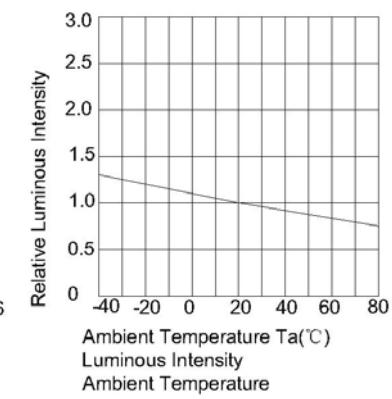
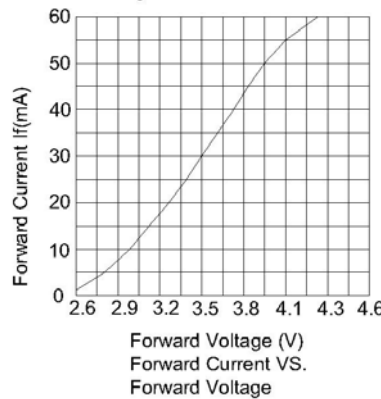
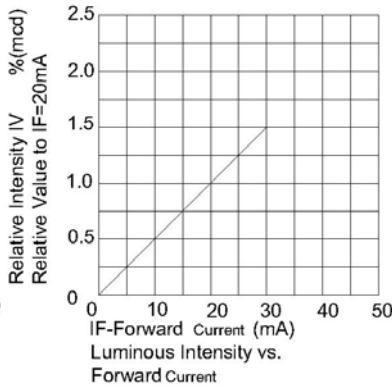
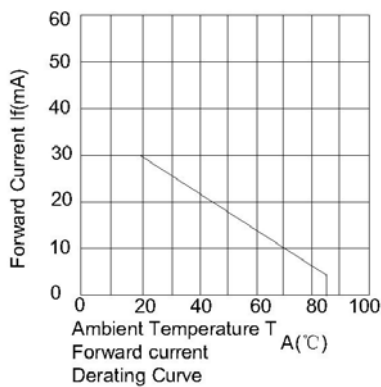
1. 1/10 Duty Cycle, 0.1ms Pulse Width.

WHITE
HL-PSC-2012H238W
Reliability Test Items And Conditions

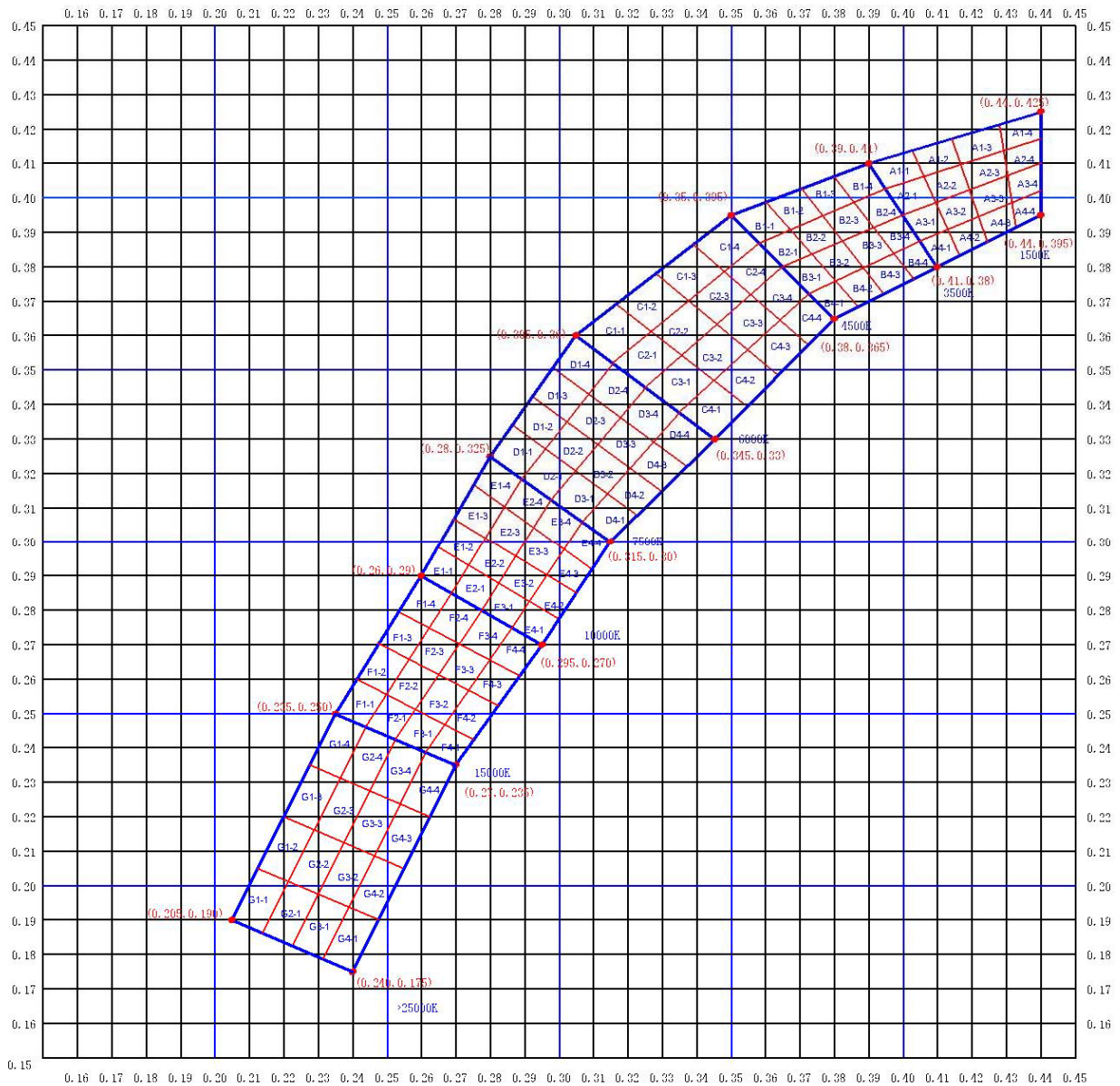
The reliability of products shall be satisfied with items listed below.
 Confidence level :90% LTPD :10%

No.	Items	Test Condition	Test Hours/Cycles	Sample Size	Ac/Rc
1	Reflow	Temp:260°C max T=5 sec max.	1times.	22Pcs.	0/1
2	Temperature Cycle	100°C±5°C 30 min. ↑↓5 min -40°C±5°C 30 min.	100 Cycles	22Pcs.	0/1
3	Thermal Shock	100°C±5°C 5 min. ↑↓ -40°C±5°C 5 min.	100 Cycles	22Pcs.	0/1
4	High Temperature Storage	Temp.:100°C±5°C	1000Hrs.	22Pcs.	0/1
5	Low Temperature Storage	Temp.: -40°C±5°C	1000Hrs.	22Pcs.	0/1
6	DC Operating Life	Ta=25°C±5°C IF=20mA	1000Hrs.	22Pcs.	0/1
7	High Temperature/High Humidity	85°C±5°C/ 85%RH IF=5mA	1000Hrs.	22Pcs.	0/1

*The technical information shown in the data sheets are limited to the typical characteristics and circuit examples of the referenced products. It does not constitute the warranting of industrial property nor the granting of any license.



CIE CHROMATICITY DIAGRAM

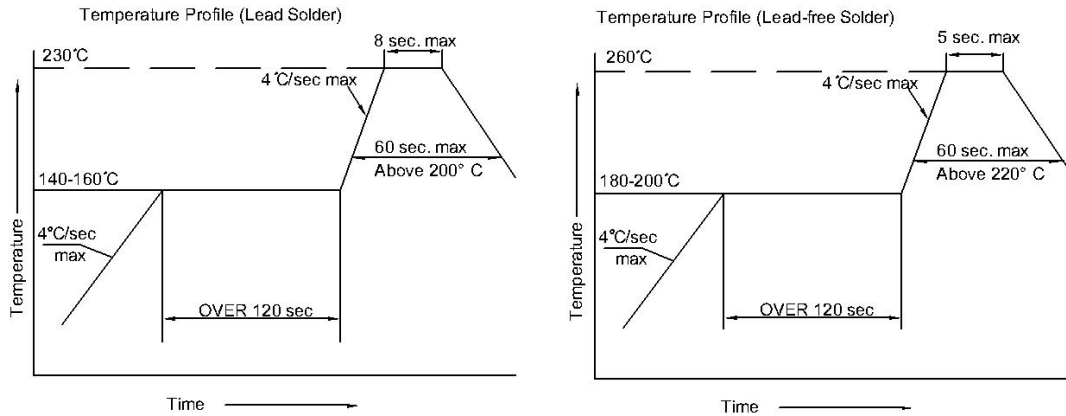


G☒ X:0.24 Y:0.22	X	0.205	0.235	0.270	0.240	C☒ X:0.35 Y:0.36	X	0.305	0.350	0.380	0.345
	Y	0.190	0.250	0.235	0.175		Y	0.360	0.395	0.365	0.330
F☒ X:0.265 Y:0.26	X	0.235	0.260	0.295	0.270	B☒ X:0.38 Y:0.38	X	0.350	0.390	0.410	0.380
	Y	0.250	0.290	0.270	0.235		Y	0.395	0.410	0.380	0.365
E☒ X:0.285 Y:0.30	X	0.260	0.280	0.315	0.295	A☒ X:0.41 Y:0.40	X	0.390	0.440	0.440	0.410
	Y	0.290	0.325	0.300	0.270		Y	0.410	0.425	0.395	0.380
D☒ X:0.31 Y:0.33	X	0.280	0.305	0.345	0.315	Tolerance for each Bin limit is ± 0.15 .					
	Y	0.325	0.360	0.330	0.300						

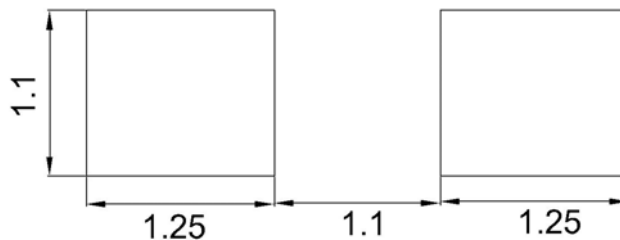
HL-PSC-2012H238W

SMT Reflow Soldering Instructions

Number of reflow process shall be less than 2 times and cooling process to normal temperature is required between first and second soldering process.



Recommended Soldering Pattern (Units : mm)



Tape Specifications (Units : mm)

