




CE01680 R&TTE FC



PD-V3 360° 5.8GHz Microwave Motion Sensor

Application

- Intelligent switch
- Automatic light
- Intruder detect

Feature and advantage

- Low wireless power output
- Low power consumption
- Non-contact detection
- Easy to match with the external circuit
- High anti-jamming ability
- Suit various harsh environment
- Low noise output

PD-V3 360° 5.8GHz Microwave Motion Sensor is a C-Band Bi-Static Doppler transceiver module. It adopts built-in Resonator Oscillator (CRO) amplified signal external circuit. More sensitive and lower power consumption than V2. It is convenient for the customers to develop various products.

This module is ideally suitable for occupancy sensor in automatic lighting switches. It can also be used for ceiling mount intruder detectors.

Test Report to

EN 300 440-1 V1.5.1:

Electromagnetic compatibility and Radio spectrum Matters (ERM); Short range devices; Radio equipment to be used in the 1GHz to 40GHz frequency range; Part1: Technical characteristics and test methods

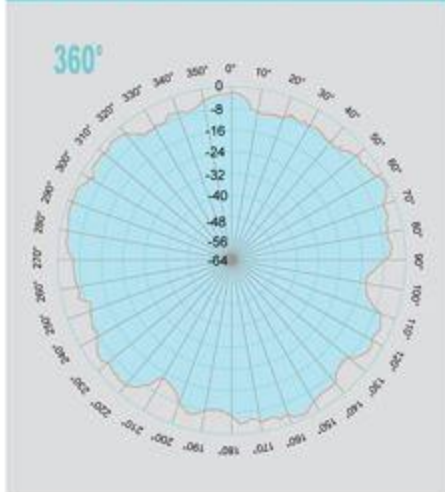
EN 300 440-2 V1.3.1:

Electromagnetic compatibility and Radio spectrum Matters (ERM); Short range devices; Radio equipment to be used in the 1GHz to 40GHz frequency range; Part2: Harmonized EN covering essential requirements of article 3.2 of the R&TTE Directive

EN 50371:2002:

Restrictions for Human Exposure to EM Fields


Antenna Beam Pattern(Omni-directional)



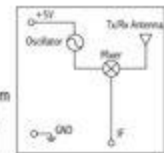
FCC Part 15.245

limited to intentional radiators used as field disturbance sensors, excluding perimeter protection systems.

Products size



Block diagram and connection



Parameter	Notes	Min	Typ	Max	Units
Frequency Setting	1	5.75	5.80	5.85	GHz
Radiated Power (EIRP)	1	0.18	0.20	0.22	mW
Settling Time		5	10	20	μSec
Received Signal Strength	2	150	200	300	μVp-p
Noise	3	0.5		1.5	mVrms
Supply Voltage		4.75	5.00	5.25	VDC
Current Consumption		12	12.5	13.5	mA
Pulse Repetition Frequency	4	2.0	2.2	3.0	KHz
Pulse Width	4	15	50	70	μSec
Operating Temperature		-15	22	90	°C
Weight		4.0	4.3	4.8	g

Note1: The radiated emissions is designed to meet FCC rules.

Note2: The Received Signal Strength(RSS) is measured at the total 1 Ways path loss of 64dB.

Note3: The noise voltages are measured from 10Hz to 100Hz at the Output port, inside an Anechoic chamber.

Note4: Pulse operation