




DX07B024JJ2R1500

Product Details



Part Number	DX07B024JJ2R1500
Status	Active
Features	Receptacle, 24 pos., 2-row SMT, Mid-mount, Without rear shield, Center height 0.47mm
Number of Positions	24 pos.
Rated Current	5 A max.
Rated Voltage	48 Vr.m.s.
Applicable Specifications	USB 3.2 Gen2 Type-C
Waterproof/ Non-waterproof	
Applications	Smartphones, Game machine, Drive recorder, Digital still cameras, HDD/SSD, Hub, Printer, and others
Connector Type	Receptacle
Connector Style	Right angle
PCB Mounting Method	2 row SMT horizontal
Replacement	
USB-IF Certification	

TID	
Mounting Type	Mid-mount
Center Height	0.47 mm
Recommended Board Thickness	
Finish of Contact in Connecting Area	Gold flash over Palladium Nickel over Nickel plating
Shell	Without rear shield
Contact Resistance	40 milliohm max. initial
Dielectric Withstanding Voltage	AC 100 Vr.m.s. (1 minute)
Insulation Resistance	100 megaohm min.
Operating Temperature Range	-40 deg. C to +85 deg. C
Mating Cycles	10,000 times
Packaging Type	Embossed tape packaging
Quantity in The Standard Packaging	1,500 pcs./reel
Documents	<div style="display: flex; flex-wrap: wrap; gap: 10px;"> <div style="border: 1px solid #ccc; padding: 5px; margin: 2px;">Catalog </div> <div style="border: 1px solid #ccc; padding: 5px; margin: 2px;">Drawings </div> <div style="border: 1px solid #ccc; padding: 5px; margin: 2px;">Drawings </div> <div style="border: 1px solid #ccc; padding: 5px; margin: 2px;">3D Models </div> <div style="border: 1px solid #ccc; padding: 5px; margin: 2px;">PDF Download </div> </div>
Stock Search	<div style="border: 1px solid #ccc; padding: 5px; display: inline-block;">Stock Search </div>
RoHS compliant	10 substances (2011/65/EU)
REACH compliant	219 substances (08/07/2021)

Environment Information	RoHS/Reach Certificate >
Combination	DX07P024AJ5R1500 DX07518S10N18747 DX07518S20K18747 DX07518B10N19114 DX07518B20K19114 DX07519S10L19294 DX07519B10L18748
Remarks	

Notice

1. The values specified in this web site are only for reference. The products and their specifications are subject to change without notice. Contact our sales staff for further information before considering or ordering any of our products.
For purchase, a product specification must be agreed upon.
2. Users are requested to provide protection circuits and redundancy circuits to ensure safety of the equipment, and sufficiently review the suitability of JAE's products to the equipment.
3. The products presented in this web site are designed for the uses recommended below.

We strongly suggest you contact our sales staff when considering use of any of the products in any other way than the recommended applications or for a specific use that requires an extremely high reliability.

(1) Applications that require consultation:

- * Please contact us if you are considering use involving a quality assurance program that you specify or that is peculiar to the industry, such as:

Automotive electrical components, train control, telecommunications devices (mainline), traffic light control, electric power, combustion control, fire prevention or security systems, disaster evention equipment, etc.

* We may separately give you our support with a quality assurance program that

you specify, when you think of a use such as :

Aviation or space equipment, submarine repeaters, nuclear power control systems, medical equipment for life support, etc.

This site uses cookies to improve its performance, enhance your user experience and tailor advertising. By using this site you consent to the use of cookies as described in our usage policy unless you have changed your cookie settings. Please click [here](#) for more information.

Accept and Hide This Message