



inserts:	page
CME 10 + 2 (aux) poles + ⊕	119
CME, CMCE 16 + 2 (aux) poles + ⊕	124

insert centre distance:
104 x 27 mm

bulkhead mounting housings with 2 levers or 4 pegs



bulkhead mounting housings with single lever



description	part No.	part No.
with one or two levers	CMI 16	CMI 16 L
with pegs and aluminium cover ¹⁾	CMI 16 CS	
with pegs and plastic cover ¹⁾	CMI 16 CP	
with lever and cover		CMI 16 LS

¹⁾ May be combined with hoods:
- CMO/CMAO 16 X and CMV/CMAV 16 X
- MMO/MMAO 16 X and MMV/MMAV 16 X

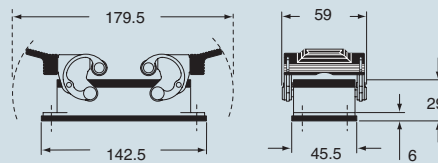
N.B.: the enclosures ensure IP66 protection (or IP65 cover versions) rating when mated and locked with the closing levers.
The cover (CS, CP) only ensures mechanical protection, but does not ensure IP65 protection rating.

panel cut-out for bulkhead mounting housings in mm

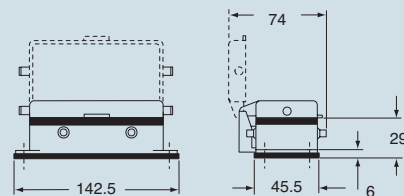


dimensions in mm

CMI

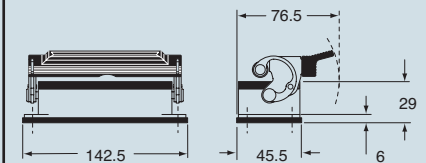


CMI CS/CP

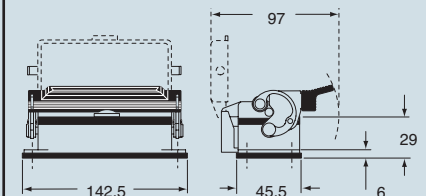


dimensions in mm

CMI L



CMI LS



CAUS® Type 4/4X/12
(excluding enclosures with plastic cover)

dimensions indicated are not binding and may be changed without notice

size 104.27



inserts:	page
CME 10 + 2 (aux) poles + ⊕	119
CME, CMCE 16 + 2 (aux) poles + ⊕	124

insert centre distance:
104 x 27 mm

hoods with 4 pegs



hoods with 2 pegs



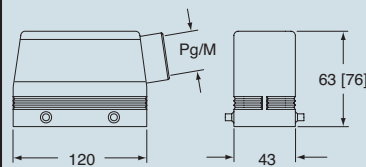
description	part No.		part No.		part No.		part No.	
		entry Pg		entry M		entry Pg		entry M
with pegs, side entry	CMO 16	21	MMO 16.25	25	CMO 16 L	21	MMO 16 L25	25
with pegs, side entry			MMO 16.32	32			MMO 16 L32	32
with pegs, side entry, high construction	CMAO 16.21	21	MMAO 16.32	32	CMAO 16 L21	21	MMAO 16 L32	32
with pegs, side entry, high construction	CMAO 16.29	29	MMAO 16.40	40	CMAO 16 L29	29	MMAO 16 L40	40
with pegs, top entry	CMV 16	21	MMV 16.25 **	25	CMV 16 L	21	MMV 16 L25	25
with pegs, top entry			MMV 16.32	32			MMV 16 L32	32
with pegs, top entry	CMV 16.29	29	MMV 16.40	40	CMV 16 L29	29	MMV 16 L40	40
with pegs, top entry, high construction	CMAV 16.21	21	MMAV 16.32	32	CMAV 16 L21	21	MMAV 16 L32	32
with pegs, top entry, high construction	CMAV 16.29	29	MMAV 16.40	40	CMAV 16 L29	29	MMAV 16 L40	40
with pegs, frontal entry, high construction	CMAF 16.21	21	MMAF 16.25	25				
with pegs, frontal entry, high construction	CMAF 16.29	29	MMAF 16.32	32				
with pegs, frontal entry, high constr., without adaptor *	CMFF 16.21	21	MMFF 16.25	25				
with pegs, frontal entry, high constr., without adaptor *	CMFF 16.29	29	MMFF 16.32	32				

* enclosure without adaptor, threaded on the body, to be used only with a complete cable clamp.

** can only be used with a complete cable clamp (to be purchased separately)

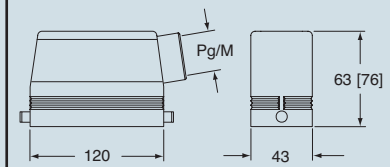
dimensions in mm

CMO (CMAO) and MMO (MMAO)

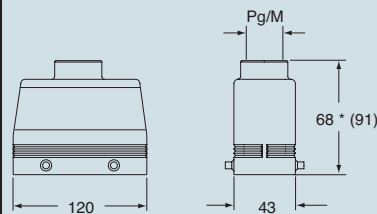


dimensions in mm

CMO L (CMAO L) and MMO L (MMAO L)

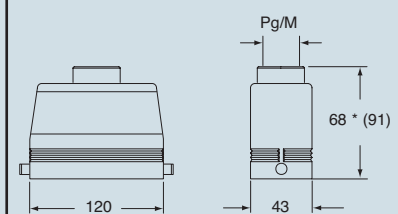


CMV (CMAV) and MMV (MMAV)



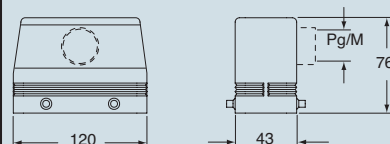
* 69.5 for Pg 29 - M 40 versions

CMV L (CMAV L) and MMV L (MMAV L)



* 69.5 for Pg 29 - M 40 versions

CMAF/CMFF and MMAF/MMFF



CAIUS® Type 4/4X/12

dimensions indicated are not binding and may be changed without notice

size 104.27



inserts: page

CME 10 + 2 (aux) poles + ⊕ 119
CME, CMCE 16 + 2 (aux) poles + ⊕ 124

insert centre distance:
104 x 27 mm

hoods with 2 levers



hoods with single lever

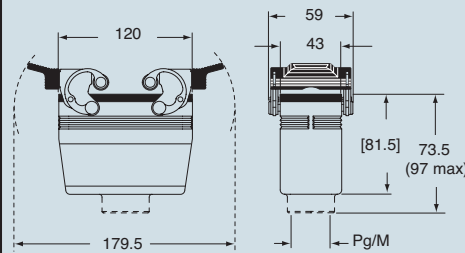


description	part No.		entry		part No.		entry	
			Pg	M			Pg	M
with levers and gasket, top entry	CMV 16 G	21	MMV 16 G32	32	CMV 16 LG	21	MMV 16 LG32	32
with levers and gasket, top entry, high construction	CMAV 16 G	21	MMAV 16 G25	25	CMAV 16 LG21	21	MMAV 16 LG25	25
with levers and gasket, top entry, high construction	CMAV 16 G29	29	MMAV 16 G32	32	CMAV 16 LG29	29	MMAV 16 LG32	32
with levers and gasket, top entry, high constr., without adaptor *	CMFV 16 G	21	MMFV 16 G25	25	CMFV 16 LG21	21	MMFV 16 LG25	25
with levers and gasket, top entry, high constr., without adaptor *	CMFV 16 G29	29	MMFV 16 G32	32	CMFV 16 LG29	29	MMFV 16 LG32	32

* enclosure without adaptor, threaded on the body, to be used only with a complete cable clamp.

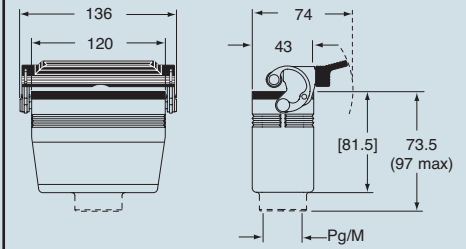
dimensions in mm

**CMV G (CMAV G) and [CMFV G],
 MMV G (MMAV G) and [MMFV G]**



dimensions in mm

**CMV LG (CMAV LG) and [CMFV LG],
 MMV LG (MMAV LG) and [MMFV LG]**



size 104.27

CAUS® Type 4/4X/12

dimensions indicated are not binding and may be changed without notice



inserts:	page
CME 10 + 2 (aux) poles + ⊕	119
CME, CMCE 16 + 2 (aux) poles + ⊕	124


insert centre distance:
104 x 27 mm

Covers G and LG version are not suitable to be used with code pins. If this application is required please contact ILME SpA.

hoods with 2 levers



covers



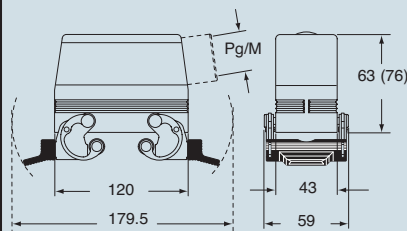
description	part No.	entry Pg	part No.	entry M	part No.
with levers, side entry ¹⁾	CMO 16 X	21	MMO 16 X25	25	
with levers, side entry ¹⁾			MMO 16 X32	32	
with levers, side entry, high construction ¹⁾	CMAO 16 X	21	MMAO 16 X32	32	
with levers, side entry, high construction ¹⁾	CMAO 16 X29	29	MMAO 16 X40	40	
with levers, top entry ¹⁾	CMV 16 X	21	MMV 16 X25	25	
with levers, top entry ¹⁾			MMV 16 X32	32	
with levers, top entry, high construction ¹⁾	CMAV 16 X	21	MMAV 16 X32	32	
with levers, top entry, high construction ¹⁾	CMAV 16 X29	29	MMAV 16 X40	40	
with 4 pegs (for enclosures with 2 levers with gasket)					CHC 24
with 4 pegs and gasket (for enclosures with 2 levers) ²⁾					CHC 24 C
with 2 pegs (for enclosures with 1 lever with gasket)					CHC 24 L
with 2 levers (for hoods with 4 pegs)					CHC 24 G
with 1 lever (for hoods with 2 pegs)					CHC 24 LG

¹⁾ May be combined with housings:
- CMI/CMP/CMAV 16 CS
- MMP/MMAV 16 CS

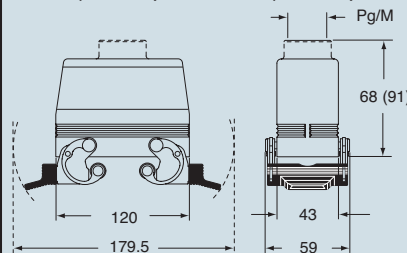
²⁾ May be combined with housings:
- CMO/CMAO 16 X and CMV/CMAV 16 X
- MMO/MMAO 16 X and MMV/MMAV 16 X

dimensions in mm

CMO X (CMAO X) and MMO X (MMAO X)



CMV X (CMAV X) and MMV X (MMAV X)



dimensions in mm

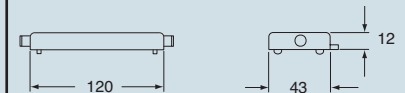
CHC



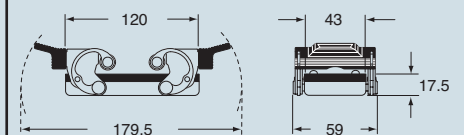
CHC C



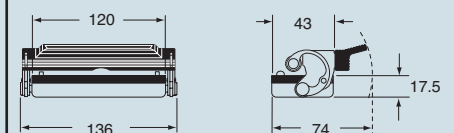
CHC L



CHC G



CHC LG



CALUS® Type 4/4X/12

dimensions indicated are not binding and may be changed without notice

size 104.27