













LTE/WCDMA/GSM Module

ME3630

 LCC Form Factor	 GNSS	 Rx diversity
 LTE FDD/WCDMA & GSM	 Embedded TCP/UDP	 Embedded FTP/HTTP
 LTE FDD: DL 150Mbps / UL 50Mbps	 8-wires UART	 USB 2.0
 Pin-to-Pin with LCC 30*30 serial module	 -40°C ~ 85 °C	 Auto suspend & remote wakeup


For M2M Applications



ME3630 is designed to provide customers with global network coverage on the connectivity of LTE. It delivers 50Mbps upload and 150Mbps download data rates on LTE networks and can also be fully backward compatible with existing 3G and 2G networks.

Rx diversity which allows the end-device to be equipped with two distinct cellular antennas improving the quality and reliability of the wireless connectivity.

A rich set of internet protocols (PAP and CHAP used for PPP connections) and abundant functions (GNSS, Remote wakeup, TCP/UDP, FTP, HTTP, SMS) extend the applicability of the module to a wide range of M2M applications.

ME3630 also allows the integration of automotive and other applications requiring assured extended operating temperature range and mechanical ruggedness within the ever-shrinking space inside electronic bays in trucks, automobiles, and other mobile platforms.





General Features

- LCC Form Factor (80 pins)
- Pin-to-Pin with LCC30*30
- Dimensions: 30mm × 30mm × 2.3mm
- Weight: About 4.0g
- Frequency Band :
 - LTE FDD/WCDMA/GSM
- BD/GLONASS/GPS

Electrical & Sensitivity

- Transmit Power:
 - LTE: 23 ± 2.7dBm (Power Class 3)
 - WCDMA : 24 +1/-3dBm (Power Class 3)
 - GSM900 : 33 ± 2dBm (Power Class 4)
 - GSM1800: 30 ± 2dBm (Power Class 1)
- Receiving sensitivity:
 - Rx Diversity
- Power Supply :
 - 3.4V -- 4.2V(3.8V is recommended)

Environmental

- Operation temperature: -30° C to +75° C
 - Extreme Operating temperature: -40° C to +85° C
- Storage temperature: -40° C to +85° C
- Humidity: 5%~ 95%

ME3630 Serials

PID	Band	Rx Diversity	GNSS	Category
E1C	1. LTE FDD: B1, B3,B7,B8, B20	1. LTE FDD: B1, B3,B7,B8,B20	Yes	Cat4
E2C	2. WCDMA: B1,B8	2. WCDMA: B1,B8		Cat1
U1A	1. LTE FDD:B2,B4,B5, B12, B17	1. LTE FDD:B2,B4,B5, B12,B17	Yes	Cat4
U1C	2. WCDMA:B2,B5	2. WCDMA:B2,B5		Cat1
J2A	1. LTE FDD: B1, B3, B5, B7,B8, B18, B19, B21	1. LTE FDD: B1, B3, B5, B7,B8, B18, B19, B21	Yes	Cat4
J2AS	2. WCDMA: B1, B5, B6, B8, B19	2. WCDMA: B1, B5, B6, B8, B19		Cat1
A1C	1. LTE B1,B2,B3,B5,B7, B8,B28,B40	1. LTE B1,B2,B3,B5,B7, B8,B28,B40	Yes	Cat4
	2. WCDMA B1,B2,B5,B8	2. WCDMA B1,B2,B5,B8		

Data Features

- LTE FDD (CAT4)
 - Uplink 50Mbps / Downlink 150 Mbps
- LTE TDD (CAT4)
 - Uplink30Mbps / Downlink 112Mbps
- WCDMA
 - Uplink 5.76Mbps / Downlink 42Mbps
- GPRS (Multi-slot Class 10)
 - Uplink 85.6 kbps / Downlink 85.6 kbps

Interfaces

- USB 2.0 High speed (480 Mbps)
- UART1(8-wires)
- UART2(2-wires)
- SIM interface (1.8/3.0V)
- SPI
- I2C
- Antenna (RF PAD for Primary, Diversity and GPS)
- LED indication
- Reset & Power-on
- WAKE-IN & WAKE-OUT
- 2nd SIM(Only support by PID:A1C in developing)
- SDCC(Only support by PID:A1C in developing)
- Ethernet (Only support by PID:A1C in developing)

Applications

- Support embedded TCP & UDP protocols
- Support protocols PAP and CHAP used for PPP connection
- USB Selective Suspend & Remote wakeup
- RAS /ECM/NDIS
- Control Via AT Commands according to 3GPP TS27.005, 27.007 and GOSUNCN extended AT commands

SMS Features

- Support Text and PDU mode
- Point to point MO and MT
- SMS Status Report
- SMS centre address setting
- Management of SMS

Driver & Tools

- Drivers
 - Windows XP, Vista, 7 , 8, Win CE, Windows Mobile
 - Linux
 - Android
- Diag-log Tool
- Firmware Update Tool

Notes: The pictures are just for reference, please in kind prevail.
* is in developing.