




Control switch	Description	Contact	Symbol	Type	Contour
 <p data-bbox="177 600 411 629"><b>PRZ SDL16-JBPC1CW</b></p>	<p data-bbox="435 432 579 607">1 Double head pushbutton Double-head with lamp button</p>	<p data-bbox="624 506 715 535">N/O+N/C</p> 		<p data-bbox="983 506 1209 535">PRZ SDL16-JBPC1CW</p>	