



YETDA INDUSTRY LTD.

## 0.56" TRIPLE DIGIT SMD LED DISPLAY

### T-5632AW11-SMD

#### DESCRIPTION

0.56" (14.2mm) Inch Digit Height.

White Display.

Black Face and White Segment .

Common Anode

RoHs Compliant

#### ABSOLUTE MAXIMUM RATINGS AT Ta=25°C

Parameter		UNIT
Power Dissipation Per Seg.	40	mW
Peak Forward Current Per Seg.	120	mA
Forward current Per Seg.	30	mA
Reverse Voltage Per Seg.	5	V
Operation Temperature Range	-40°C TO+80°C	°C
Storage Temperature Range	-40°C TO+100°C	°C
Solder Temperature 1/16 Inch Below Seating Plane For 5 Second At 260 °C		

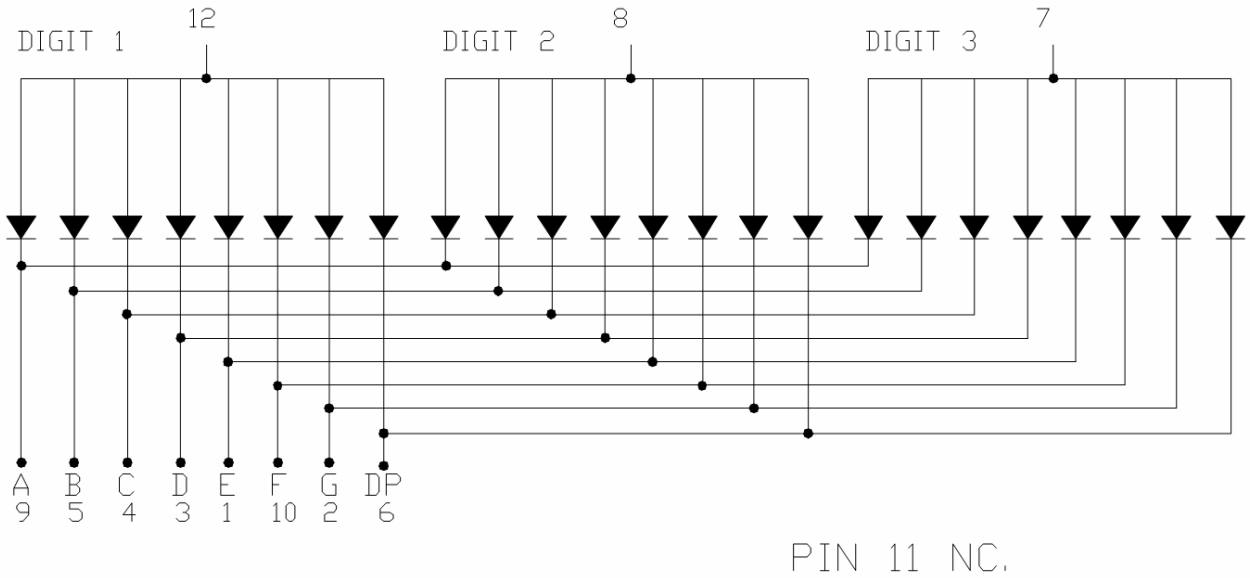
#### ELECTRICAL/OPTOTICAL CHARACTERISTIC AT Ta=25°C

PARAMETER	SYMBOL	MIN.	TYP.	MAX.	UNIT	CONDITION
Average Luminous Intensity	Iv	20.8	52.0		mcd	If=20mA
Peak Emission Wavelength	X		0.29			If=20mA
	Y		0.29			
Froward Voltage Per Seg.	Vf		3.5	4.0	V	If=20mA
Reverse Current Per Seg.	Ir			10	uA	Vr=5V
Luminous Intensity Matching Ratio	Iv-m			2 : 1		If=20mA

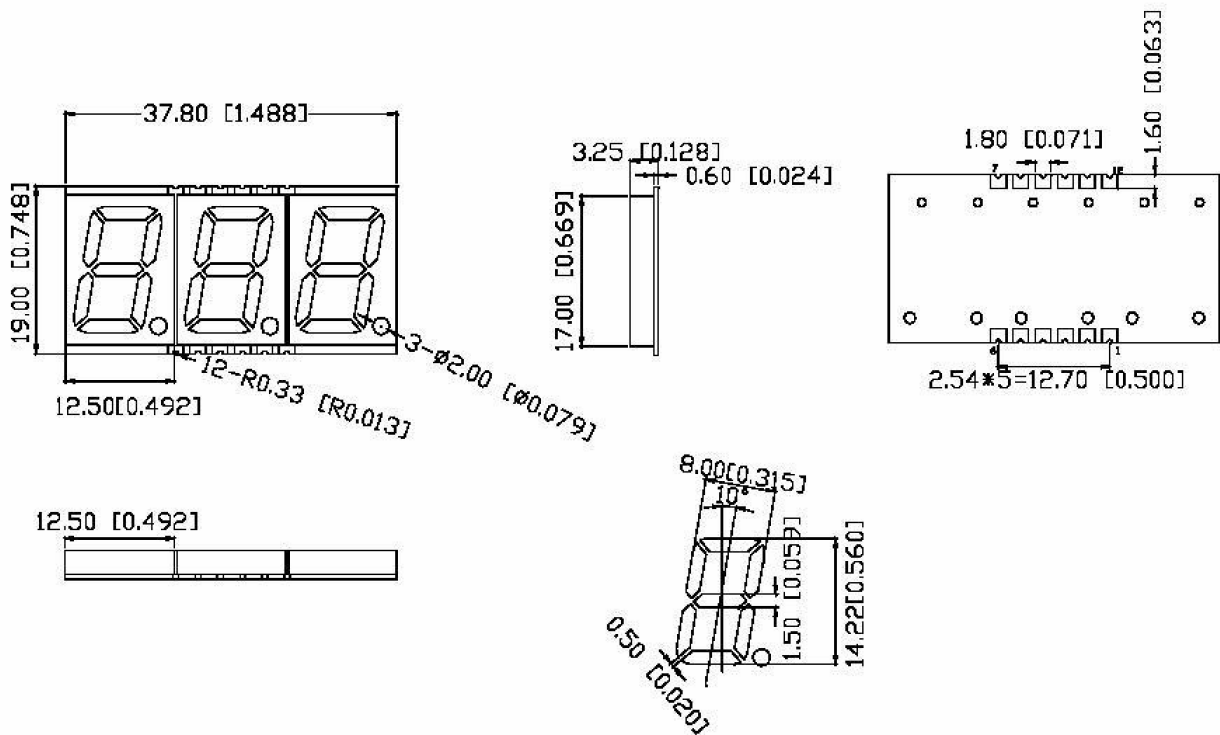


# YETDA INDUSTRY LTD.

## P.C.B. Pin Connection



## Reflector Dimensions



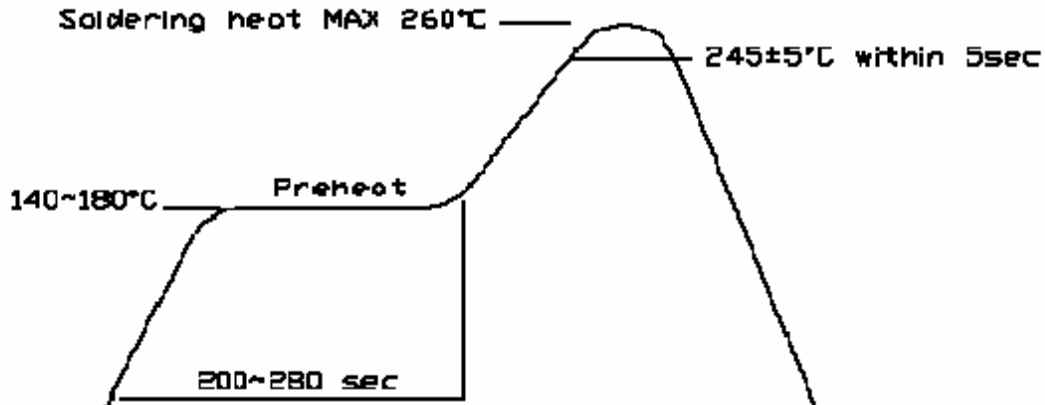
Unit:mm



# YETDA INDUSTRY LTD.

## SMT REFLOW SOLDERING INSTRUCTIONS

### SOLDERING HEAT RELIABILITY (DIP):



### SOLDERING IRON

Basic spec is  $\leq 4$  sec when 260°C. If temperature is higher, time should be shorter (+10°C → 1 sec). Power dissipation of Iron should be smaller than 15W, and temperature should be controllable. Surface temperature of the device should be under 230°C.

### REWORK

1. Customer must finish rework within 5 seconds under 260°C
2. The head of soldering iron cannot touch copper foil .

### ■ IR Reflow Temperature / Time :

#### SMT SOLDERING INSTRUCTION

